


# 1-Year Out Alumni Survey

Degree  
Masters



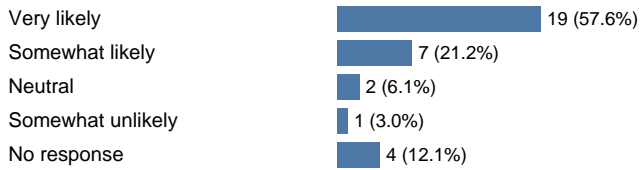
## General Questions

### What are you primarily doing after graduation?



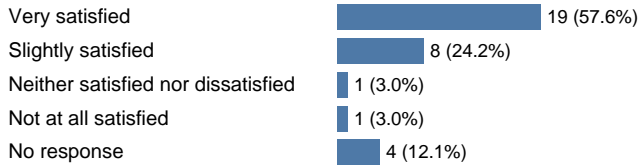
Employed full-time - - -

### How likely are you to recommend NEIU to another student?

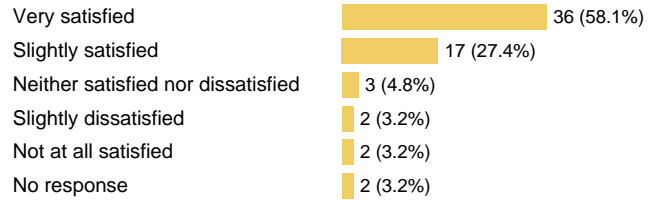


Average rating, on a 5-point scale 4.5

**How satisfied are you with your experience as a student in your degree program?**

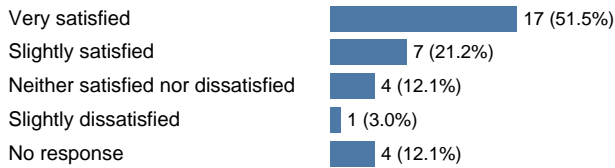


Average rating, on a 5-point scale 4.5



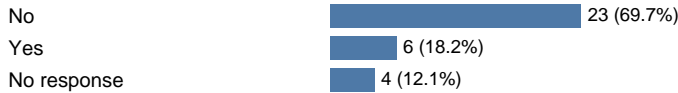
Average rating, on a 5-point scale 4.4

**Overall, how satisfied are you with the advising you received?**

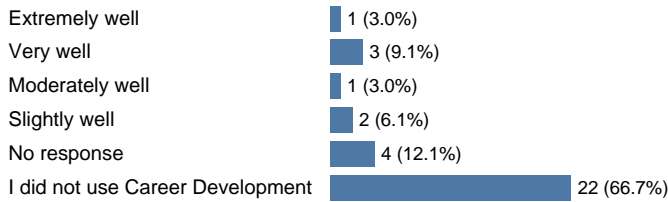


Average rating, on a 5-point scale 4.4

**Did you use any of the services offered by the office of Career Development?**



**How well did Career Development help prepare you for your job search?**



Average rating, on a 5-point scale 3.4

# 1-Year Out Alumni Survey

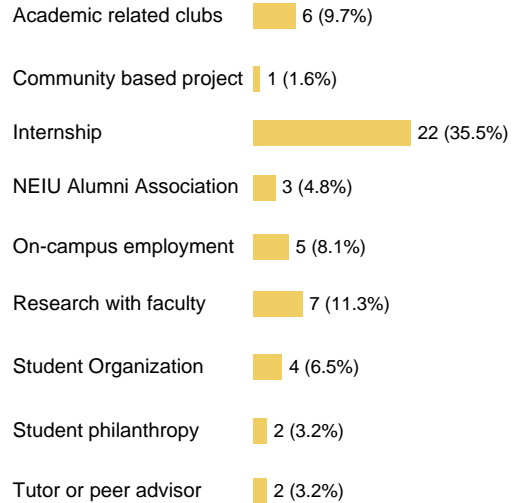
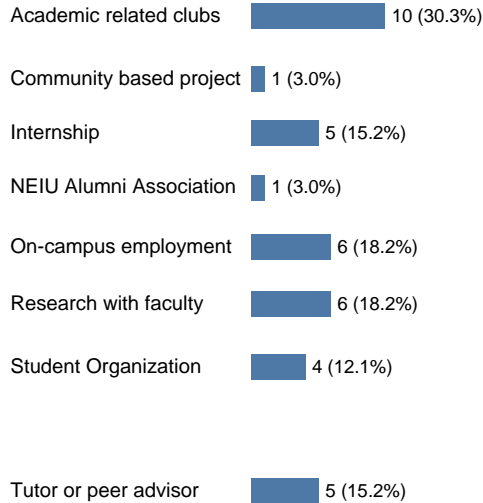
Academic Year: 2019; Degree: Masters; College: Arts and Sciences

## General Questions Con't

### Arts and Sciences ONLY

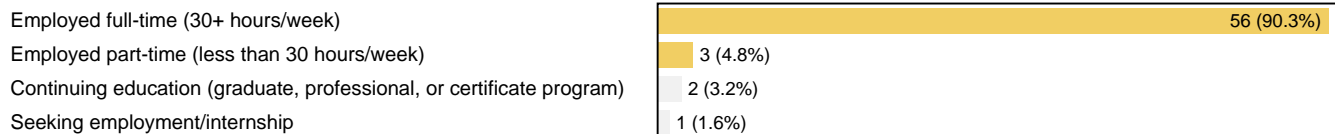
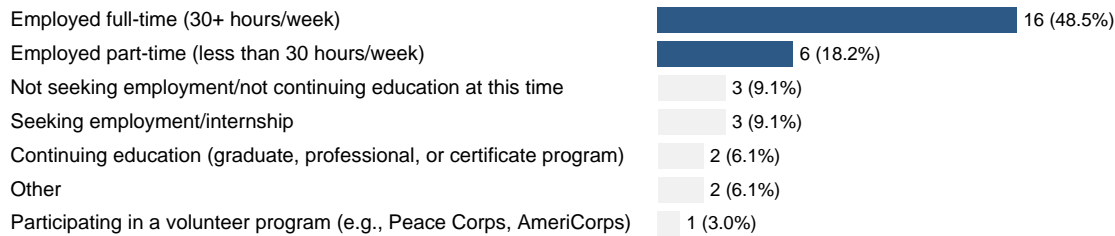
### Arts and Sciences EXCLUDED

Indicate the activities in which you participated as a student



## Employment Questions

Alumni who are primarily employed after graduation (headcount and percent of total respondents):



Note: Headcounts & percentages below are Alumni who are primarily employed after graduation with further notation when needed

Are you self-employed?



# 1-Year Out Alumni Survey

Academic Year: 2019; Degree: MDepr

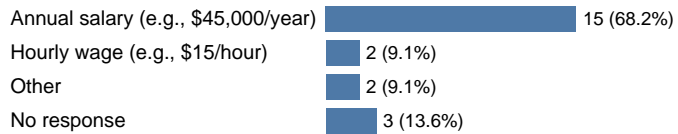
# 1-Year Out Alumni Survey

Academic Year: 2019; Degree: Masters; College: Arts and Sciences

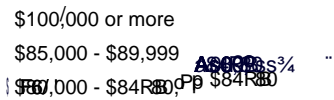
## Employment Questions Con't

Note: Headcounts & percentages below are Alumni who are primarily employed after graduation with further notation when needed

### How are you paid for this position?



### Please select your annual salary range from the following: (PAID ANNUAL SALARY ONLY)



# 1-Year Out Alumni Survey

Academic Year: 2019; Degree: Masters; College: Arts and Sciences

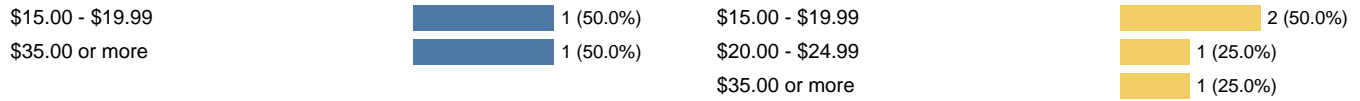
## Employment Questions Con't

### Arts and Sciences ONLY

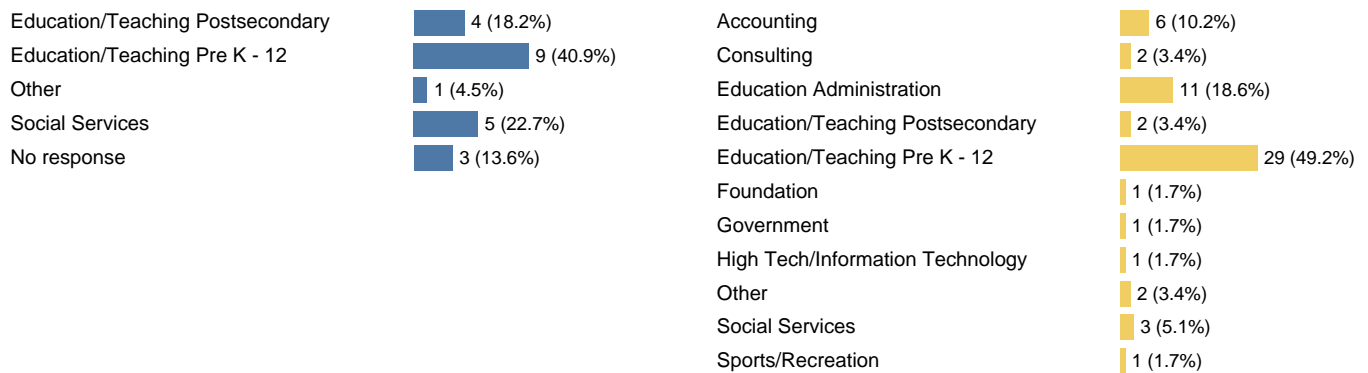
### Arts and Sciences EXCLUDED

Note: Headcounts & percentages below are Alumni who are primarily employed after graduation with further notation when needed

Please select your hourly wage from the following ranges:  
(PAID HOURLY SALARY ONLY)



Please select the sector in which you are employed from the following:







**1-Year Ou**



# **1-Year Out Alumni Survey**

Academic Year: 2019; Degree: Masters; College: Arts and Sciences

**Alumni As:**