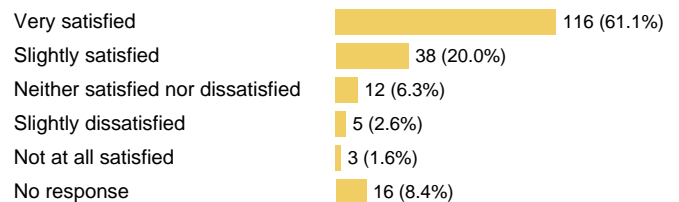



Average rating, on a 5-point scale 4.3

Average rating, on a 5-point scale 4.6



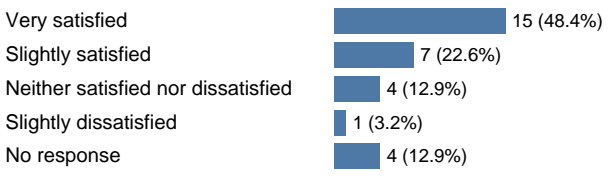
Average rating, on a 5-point scale

Average rating, on a 5-point scale 4.5

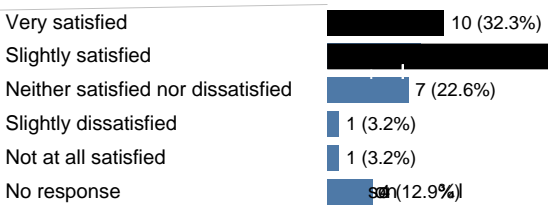
1 (3.2%)

No. 32.3 (64.6%)

e



Average rating, on a 5-point scale 4.3



Academic Year: 2019; Degree: Bachelors; College: Business



Academic related clubs 6 (19.4%)

Internship 1 (3.2%)

NEIU Alumni Association 4 (12.9%)

On-campus employment 4 (12.9%)

Student Organization 4 (12.9%)

Tutor or peer advisor 2 (6.5%)

Academic related clubs 35 (18.4%)

Community based project 17 (8.9%)

Internship 51 (26.8%)

NEIU Alumni Association 16 (8.4%)

On-campus employment 33 (17.4%)

Research with faculty 27 (14.2%)

Student Organization 31 (16.3%)

Student philanthropy 2 (1.1%)

Tutor or peer advisor 28 (14.7%)

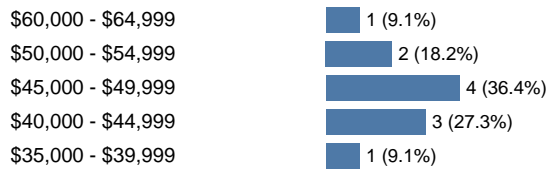
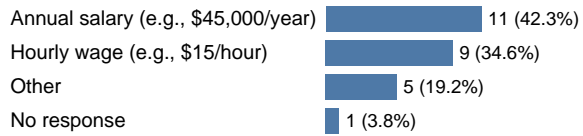
Employed full-time (30+ hours/week)

Seeking employment/internship

Continuing education (graduate, prorrprprprn

Academic Year: 2019; Degree: Bachelors; College: Business

---



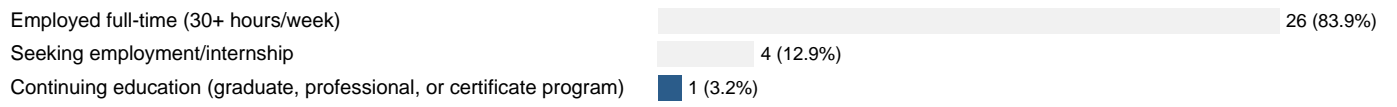






Academic Year: 2019; Degree: Bachelors; College: Business

---



Academic Year: 2019; Degree: Bachelors; College: Business

---



Average rating, on a 7-point scale

