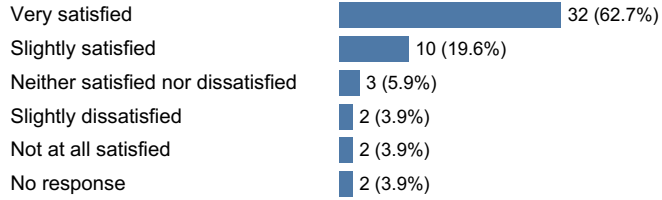


9 D^#E1€D 3# Q—y... 3# Q—y... %XT"2dgv| / gP D p

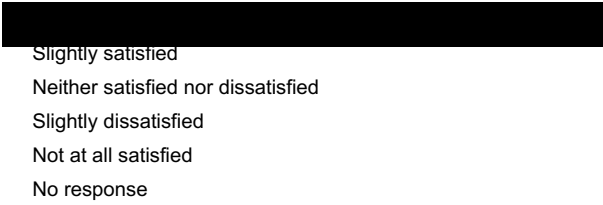
e 7

**How satisfied are you with your experience as a student in your degree program?**




Average rating, on a 5-point scale 4.4

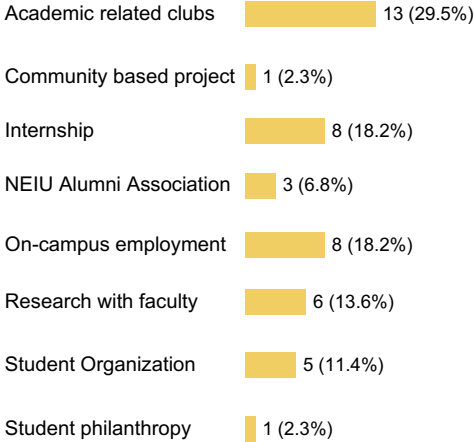
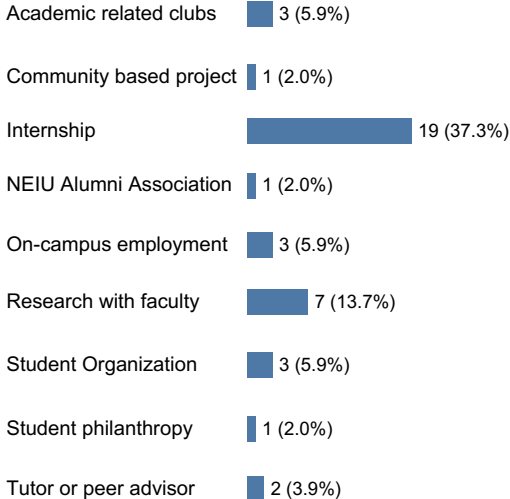
**Overall, how satisfied are you with the advising you received?**



Average rating, on a 5-point scale



**Indicate the activities in which you participated as a student**





3/1/21

# 1-Year Out Alumni Survey

Academic Year: 2019; Degree: Masters; College: Education

31.7%

30/9/2021

## Employment Questions Con't

Education ONLY


Education EXCLUDED

Note: Headcounts & percentages below are Alumni who are primarily employed after graduation with further notation when needed

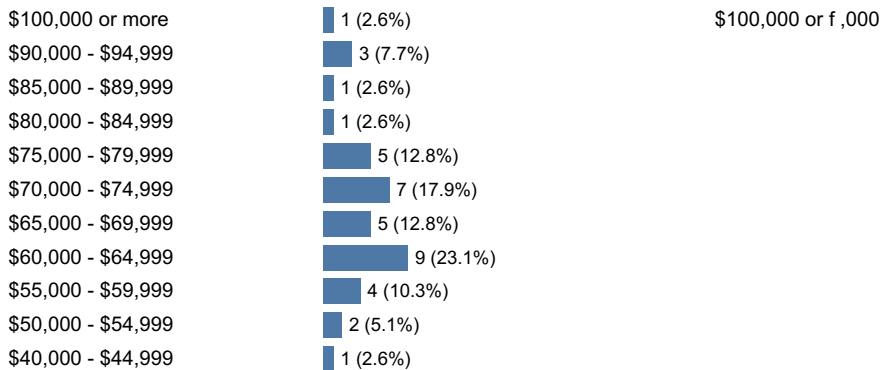
### Nation of employer (EMPLOYED OUTSIDE OF THE U.S. ONLY)



### How are you paid for this position?



### Please select your annual salary range from the following: (PAID ANNUAL SALARY ONLY)



# 1-Year Out Alumni Survey

Academic Year: 2019; Degree: Masters; College: Education

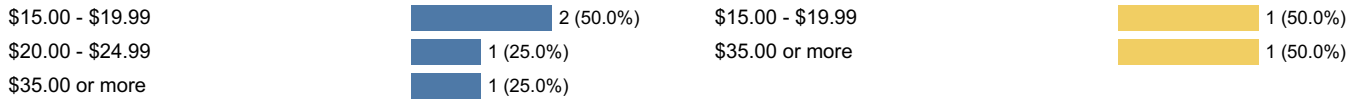
## Employment Questions Con't

Education ONLY

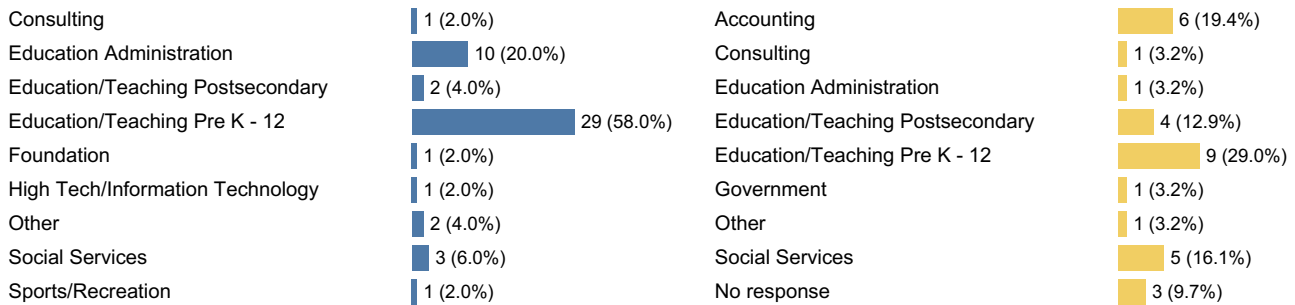
Education EXCLUDED

Note: Headcounts & percentages below are Alumni who are primarily employed after graduation with further notation when needed

Please select your hourly wage from the following ranges:  
(PAID HOURLY SALARY ONLY)



Please select the sector in which you are employed from the following:







# 1-Year Out Alumni Survey

Academic Year: 2019; Degree: Masters; College: Education

## Continuing Education Questions

### Alumni who are continuing education after graduation (headcount and percent of total respondents):

Employed full-time (30+ hours/week)	48 (94.1%)
Employed part-time (less than 30 hours/week)	2 (3.9%)
Continuing education (graduate, professional, or certificate program)	1 (2.0%)

### What graduate/professional degree or certification are you pursuing?

Master's degree	1 (100.0%)
-----------------	------------

### How well did your NEIU degree prepare you for your additional degree program?

Adequately	1 (100.0%)
------------	------------

Average rating, on a 4-point scale 2.0

# 1-Year Out Alumni Survey

Academic Year: 2019; Degree: Masters; College: Education

## Alumni Association Questions

Are you currently an enhanced member of the NEIU Alumni Association?



## **1-Year Out Alumni Survey**

Academic Year: 2019; Degree: Masters; College: Education

### **Alumni Association Con't**

**Which type of events would bring you back to visit NEtc etc h**