

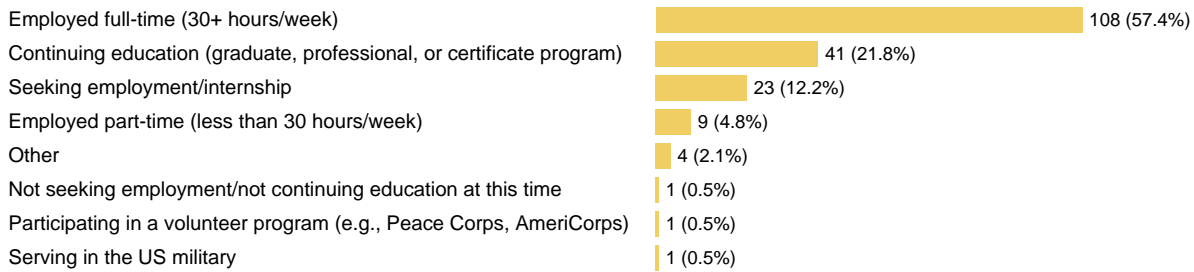
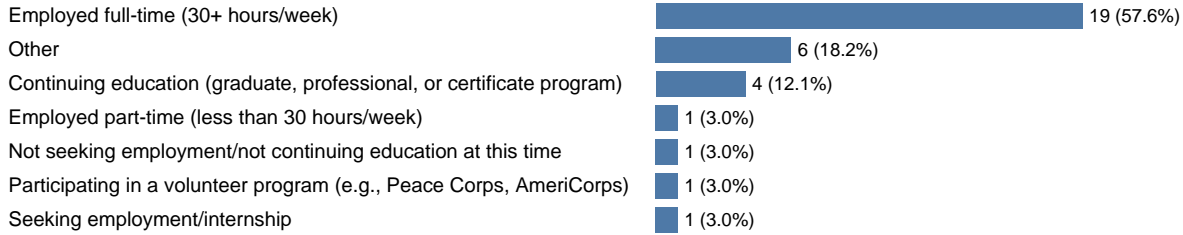
## 1-Year Out Alumni Survey

Degree

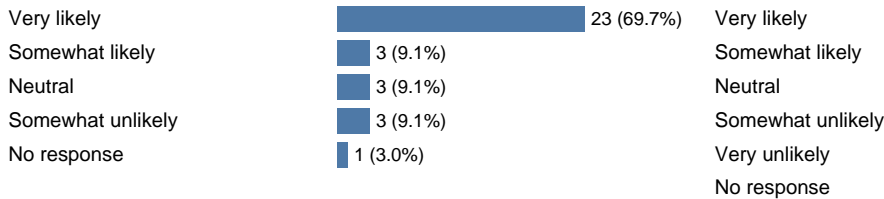
## General Questions

1

### What are you primarily doing after graduation?



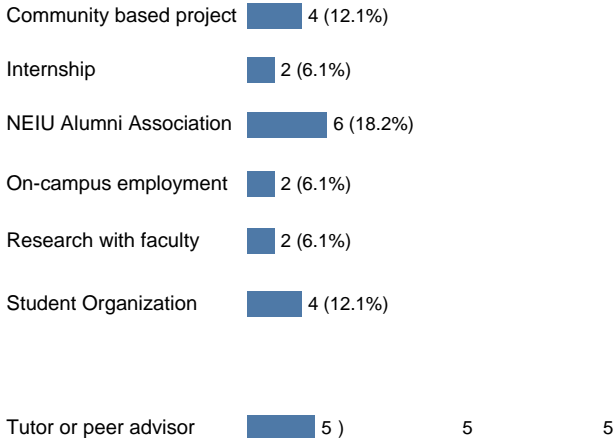
### How likely are you to recommend NEIU to another student?



Average rating, on a 5-point scale 4.4

How satisfied are you with your experience as a student in your degree?

**Indicate the activities in which you participated as a student**



# 1-Year Out Alumni Survey

Academic Year: 2019; Degree: Bachelors; College: Non-Traditional Degrees

## Employment Questions Con't

How satisfied

# 1-Year Out Alumni Survey

Academic Year: 2019; Degree: Bachelors; College: Non-Traditional Degrees

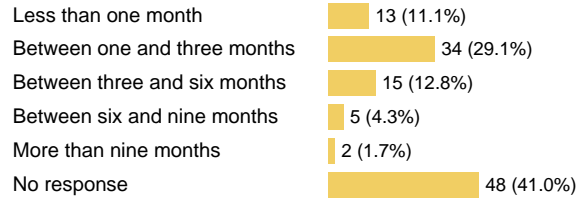
## Employment Questions Con't

### Non-Traditional Degrees ONLY

### Non-Traditional Degrees EXCLUDED

Note: Headcounts & percentages below are Alumni who are primarily employed after graduation with further notation when needed

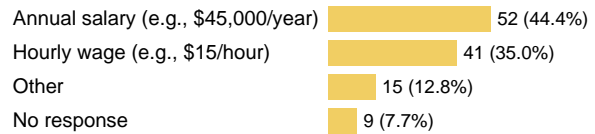
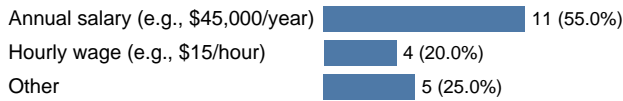
#### How many months after graduation did you secure employment?



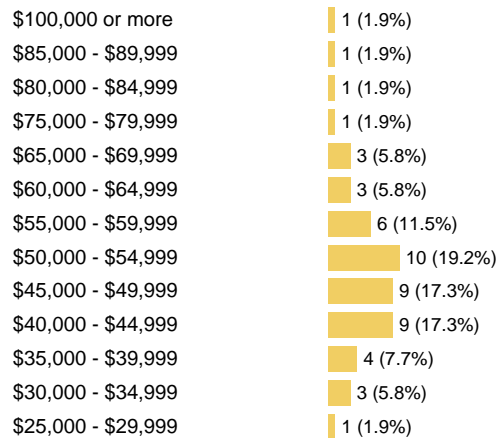
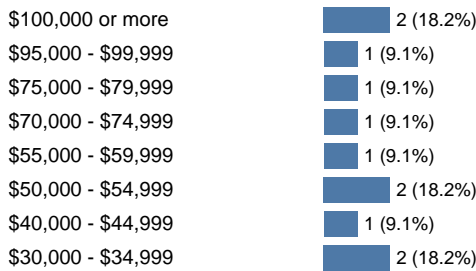
#### Nation of employer (EMPLOYED OUTSIDE OF THE U.S. ONLY)



#### How are you paid for this position?



#### Please select your annual salary range from the following: (PAID ANNUAL SALARY ONLY)



# 1-Year Out Alumni Survey

Academic Year: 2019; Degree: Bachelors; College: Non-Traditional Degrees

## Employment Questions Con't

### Non-Traditional Degrees ONLY

Please select the sector in which you are employed from the following:

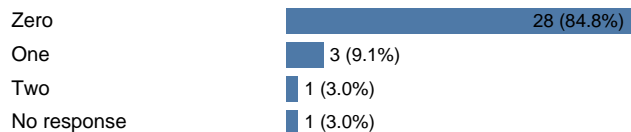
Accounting	1 (5.0%)
Aerospace and Aviation	1 (5.0%)
Agriculture	1 (5.0%)
Business Administration/Management	1 (5.0%)
Consulting	1 (5.0%)
Education Administration	1 (5.0%)
Education/Teaching Pre K - 12	2 (10.0%)
Government	1 (5.0%)
Healthcare Services & Hospitals	2 (10.0%)
Insurance	1 (5.0%)
Other	6 (30.0%)
Sports/Recreation	2 (10.0%)

# 1-Year Out Alumni Survey

Academic Year: 2019; Degree: Bachelors; College: Non-Traditional Degrees

## Internships Questions

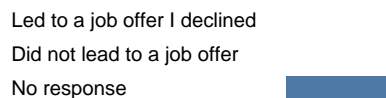
### Number of internships while earning your undergraduate degree?



### Did you receive academic credit for your internship experience?



### Did your internship(s) relate to your full or part-time employment outcome?



### Was ANY internship paid or unpaid?



### IF PAID, what was your internship's wage?






# 1-Year Out Alumni Survey

Academic Year: 2019; Degree: Bachelors; College: Non-Traditional Degrees

## Continuing Education Questions

### Alumni who are continuing education after graduation (headcount and percent of total respondents):



### What graduate/professional degree or certification are you pursuing?

Master's degree

### How well did your NEIU degree prepare you for your additional degree program?

Very well  
Adequately

Academic Obligation **1-Year Out Alumni Survey**

# 1-Year Out Alumni Survey

Academic Year: 2019; Degree: Bachelors; College: Non-Traditional Degrees

## Alumni Association Con't

### Non-Traditional Degrees ONLY

### Non-Traditional Degrees EXCLUDED

#### Which type of events would bring you back to visit NEIU?

