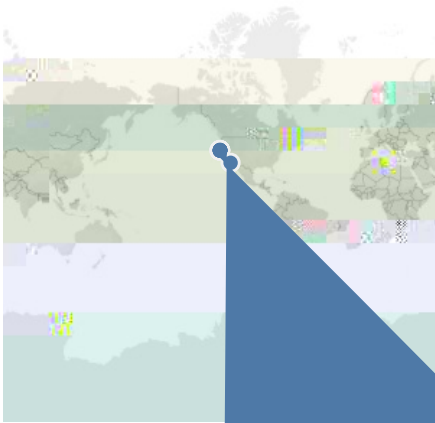


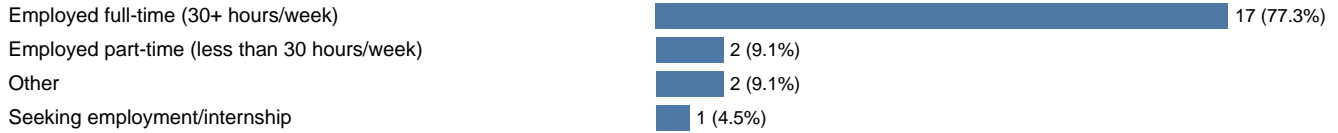
1-Year Out Alumni Survey

Degree



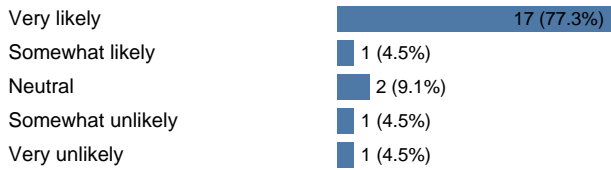
General Questions

What are you primarily doing after graduation?



Employed full-time (30+ hours/week)
Employed part-time (less than 30 hours/week)
Seeking employment/internship
Continuing education (graduate, postgraduate)

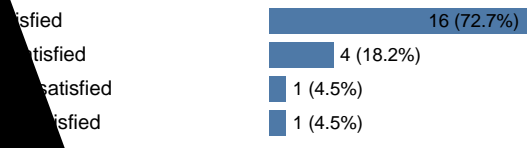
How likely are you to recommend NEIU to another student?



Average rating, on a 5-point scale 4.5

average rating 4.5

Satisfied are you with your experience as a student in your degree program?

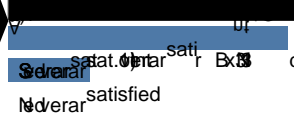


average rating on a 5-point scale 4.5

Satisfied are you with the advising you received?



Professional Development?



average rating on a 5-point scale 4.5

average rating on a 5-point scale 4.5

Indicate the activities in which you participated as a student

Internship 3 (13.6%)

NEIU Alumni Association 1 (4.5%)

On-campus employment 5 (22.7%)

Research with faculty 2 (9.1%)

Even Organization

1-Year Out Alumni Survey

Academic Year: 2020; Degr!

1-Year Out Alumni Survey

Academic Year: 2020; Degree: GR; College: Education

Employment Questions Con't

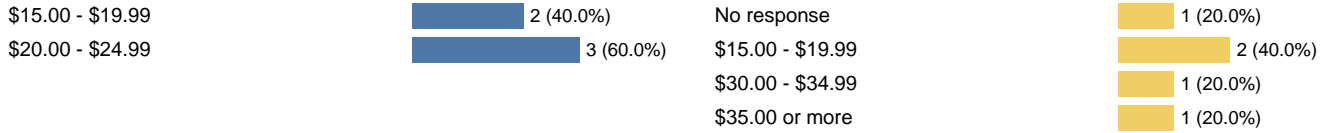
Education ONLY

Education EXCLUDED

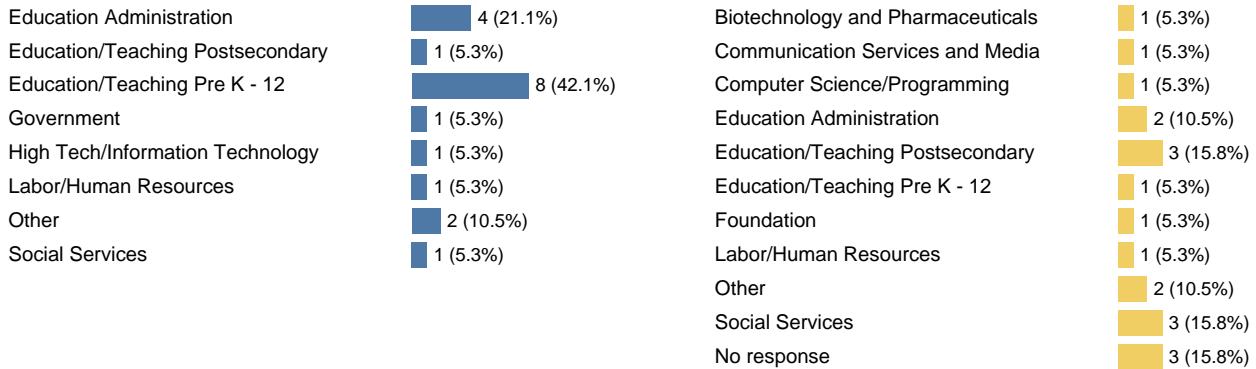
Note: Headcounts & percentages below are Alumni who are primarily employed after graduation with further notation when needed

Please select your hourly wage from the following ranges:

(PAID HOURLY SALARY ONLY)



Please select the sector in which you are employed from the following:



1-Year Out Alumni Survey

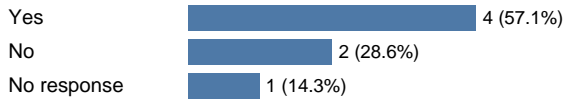
Academic Year: 2020; Degree: GR; College: Education

Internships Questions

Number of internships while earning your undergraduate degree?



Did you receive academic credit for your internship experience?



1-Year Out Alumni Survey

Academic Year: 2020; Degree: GR; College: Education

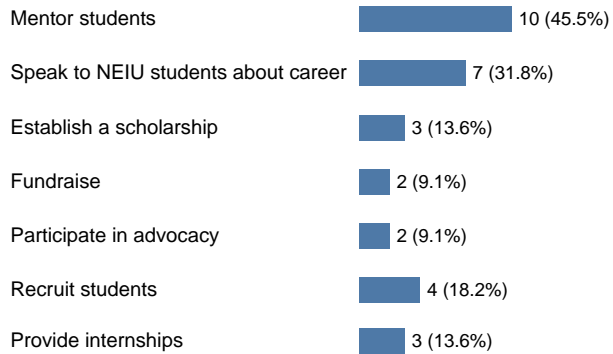
Alumni Association Questions

Are you currently an enhanced member of the NEIU Alumni Association?



Would you consider becoming an enhanced Alumni Association member?

How would you like to get involved with NEIU?



1-Year Out Alumni Survey

Academic Year: 2020; Degree: GR; College: Education

A